



YOUR CHALLENGES INSPIRE OUR INNOVATIONS

For more than 40 years, Exmark has worked tirelessly to solve your problems through innovation. Our commitment to helping you do better, compete harder and do more in less time has never been stronger. We're in this together.

Our commitment to you is about more than just building mowers. At Exmark, we strive for a complete ownership experience from end-to-end. We're supporting you with not just the innovations to work more efficiently, but the dealer, financing and parts support to make your business profitably sustainable season after season.

Our drive for innovation has never been greater, but our approach remains one grounded in testing, refinement, and results in the field. Innovation is useless if it doesn't have a benefit, so we're laser focused on the innovations that have the most potential to solve real problems you face.

Together with our network of more than 1,600 independent dealers, our goal is to keep your business performing at its peak. So, take on that big job or new client, confident in the knowledge that you have the technology, equipment and support to do the job right.

The work you do is the reason for the work we do at Exmark. We're built for this.



Exmark.com/innovation





COMMERCIAL 21 V-SERIES FEATURES

5-inch Deep Cast Aluminum Cutting Deck
2-in-1: Bag and Mulch

2 kW Brushless DC Motor
Standard with (2) 60V 7.5Ah 405 Wh batteries and rapid charger

up to
0.4
Acres/Charge
approx. 40min*

3.5
MPH

2.5
Bushels

COMMERCIAL 30 V-SERIES FEATURES

4.6-inch Deep Stamped Steel Cutting Deck
3-in-1: Bag, Mulch or Side-Discharge

3.2 kW Brushless DC Motor
Standard with (3) 60V 10.0Ah 540 Wh batteries and rapid charger

up to
1.5
Acres/Charge
approx. 80min*

4.2
MPH

2.5
Bushels

QUEST V-SERIES FEATURES

Electric Series 2 Deck
Side Discharge: 42

Brushless DC Motor
Standard with (4) 60V 10Ah 540Wh batteries and a 6-Pod Charger and option to add two additional batteries

up to
1.60
Acres/Charge
approx. 60min*

7.0
MPH

<2
Acres

60V POWER SYSTEM

Developed from our knowledge of gas-powered machines, with the same durability and cut quality you expect from Exmark. Our battery-powered mowers have a versatile power system with higher max performance and onboard intelligence to let you make the most of each charge. Featured on our Commercial 30 V-Series walk-behind and Quest® V-Series zero-turn rider, Exmark mowers utilize the professional-grade 10.0 Ah, 540Wh Flex-Force batteries for maximum runtime and unmatched durability.



ONBOARD INTELLIGENCE
Balances and optimizes power, runtime, and overload protection in real time, for peak performance in the toughest, most challenging mowing conditions.



LOWER NOISE OUTPUT
Exmark's electric mowers operate below the 85dB threshold OSHA uses for hearing protection. These mowers are perfect for HOAs and other quiet zones.
*Exmark still recommends proper protective equipment for mower operation.



60V 6-POD CHARGER
A 12-amp rapid charger enables you to charge up to six batteries to keep you charged and producing. Two charge modes: sequential rapid mode lets you charge a single 10Ah battery to full charge in just 50 minutes; and standard mode that steadily brings all batteries to full charge in unison.
Standard on Quest V-Series. Available as an option for Commercial 30 V-Series and Commercial 21 V-Series models.





VERTEX® V-SERIES FEATURES

Electric Series 4 Deck
Side Discharge: 52


Power
8 HyperCell batteries for a total of 18.4 kWh

Drive Speed Settings
Seven settings allow you to adjust your top end speed

4.19
Acres/Hour/
on 52" Unit

up to
10.0
MPH

7±
Hours Runtime



LAZER Z V-SERIES FEATURES

Electric Series 4 Deck
Side Discharge: 60

Power
10 HyperCell batteries for a total of 23.4 kWh

Adapt Technology
Make quick adjustments to optimize quality of cut and performance in wet, overgrown, or lush conditions, or stemmy grasses and weeds.

5.32
Acres/Hour/
on 60" Unit

11.0
MPH

7±
Hours Runtime

HYPERCELL POWER SYSTEM

The extreme demands of powering commercial stand-on and zero-turn mowers requires a more advanced, robust solution — the HyperCell power system. HyperCell is purpose-built to deliver the power you expect from gas-powered equipment in a quieter, zero engine exhaust emissions electric commercial mower. The future is now, and the power is in your hands. Are you ready?



THE BEST CELLS
HyperCell batteries start with the same high-energy, high-quality battery cells used by leading electric automakers, so you can have confidence in their safety and durability.



SUPERIOR RELIABILITY AND LONGEVITY
We third-party test each of our machines and require each to pass exhaustive environmental and UL testing, so you can be sure your Exmark electric mower will be ready to perform when there's work to be done.



PATENT-PENDING BATTERY DESIGN AND BATTERY MANAGEMENT SYSTEM (BMS)
We pair the state-of-the-art Hypercell batteries with our patent-pending distributed Battery Management System (BMS). Engineered specifically for the demanding needs of Exmark commercial mowers, the BMS enables Exmark electric commercial mowers to run for up to seven hours between charges, even in tough conditions.



**PRODUCTIVITY.
COMMERCIAL DURABILITY.
EASE OF USE.**

FEATURES

5-inch Deep Cast Aluminum Cutting Deck
2-in-1: Bag and Mulch

Commercial-Grade Engines
Kawasaki®

Patented Front Height Adjustment System
Eliminates pivot-style adjusters, now with improved grips for added comfort on height-of-cut adjustments

Infinite Speed Control
Multi-zone transmission provides infinite speed control from zero to 4.2 mph

Multiple Blade Options
The option of five blade choices gives you the flexibility to customize for your unique cutting conditions



COMMERCIAL 21 X-SERIES

Known for getting the job done faster, and better, Exmark's commercial-grade 21-inch walk-behind mowers deliver an unmatched quality of cut—and years of worry-free service—that have become the industry benchmarks. Recent design features like the patented front height adjustment system and single-point rear height adjust provide even more versatility when mowing.



EASE OF USE

The Commercial 21 has simple, straightforward controls and a lightweight, durable cast aluminum cutting deck, which reduces weight and eases maneuverability.



THE EXMARK SIGNATURE CUT

The true test of a mower is the cut quality it delivers. The Commercial 21 is engineered to consistently deliver an unmatched quality of cut, whether mulching or bagging. A variety of optional blades let you further optimize performance for your specific cutting conditions.



**UNMATCHED PERFORMANCE.
MANEUVERABILITY.
COMMERCIAL DURABILITY.**

FEATURES

4.6-inch Deep Cutting Deck


3-in-1: Bag, Mulch or Side-Discharge

Commercial-Grade Engines

Kawasaki

Blade Brake Clutch (BBC)

Allows the blade to be engaged and disengaged without stopping the engine



COMMERCIAL 30 X-SERIES

If you're looking for even more productivity, but still require the maneuverability and cost effectiveness of a smaller walk-behind, step up to Exmark's Commercial 30. As the lightest weight machine in it's class this machine is agile enough to tackle any property. These Commercial 30 mowers deliver up to a 40% increase in cutting efficiency compared to a standard 21-inch mower—so you can cut more grass in less time.



PATENTED FRONT HEIGHT ADJUSTMENT SYSTEM

Eliminates pivot-style adjusters, now with improved grips for added comfort on height-of-cut adjustments



COMMERCIAL DURABILITY

For increased durability in commercial use, the Commercial 30 comes standard with heavy-duty side braces, an engine guard, a metal side-discharge cover and a 1-inch diameter front bumper.

TOP ACCESSORIES

Micro-Mulch System

Accessories may not fit each mower model. Please visit exmark.com or check with your dealer on accessory fit-up for each model.



**QUALITY OF CUT.
LONG-LASTING PERFORMANCE.
ENHANCED CONTROL SYSTEM.**

FEATURES


UltraCut™ Series 4 Deck with Micro-Mulch System 60

Commercial-Grade Engines
Rehiko

Autonomous Control System
XiQ Technology package with GNSS+RTK

Integrated Safety System
Audible and visual alarms aid in safe operation combined with remote stop, collision avoidance, PTO and ground drive monitoring

Ground Drive System
Engine driven generator with electric wheel motors



TURF TRACER® WITH XiQ™ TECHNOLOGY

Following its 2025 debut, the Turf Tracer with XiQ autonomous technology gets smarter for 2026 with more consistent route planning and quicker response to heavy cutting. Pairing our proven autonomous control system with the trusted Turf Tracer walk-behind platform creates a supervised autonomous mower that helps crews do more. Its walk-behind design with a standard stand-on enables fast property mapping, while the mobile app makes managing maps and live status simple.



TRUSTED PLATFORM

Industry proven commercial Turf Tracer platform with UltraCut cutting technology where operator can mow in either manual or autonomous mode.



XiQ TECHNOLOGY

Precise mapping system allows for exceptional after cut appearance. Engine driven generator with electric wheel motors allow for precise repeatability on passes, creating consistent striping and less overlapping. Operators can choose from four available striping patterns.

TOP ACCESSORIES

Engine Oil Change Kit
Equipment Cover
Turf Striper

Accessories may not fit each mower model. Please visit exmark.com or check with your dealer on accessory fit-up for each model.



**UNMATCHED VERSATILITY.
MAXIMUM MANEUVERABILITY.
SIGNATURE QUALITY OF CUT.**

FEATURES

- UltraCut Series 4 Deck**
Side Discharge: 48
- Commercial-Grade Engine**
Rehiko
- Operator Comfort**
Full-length operator pad
- Serviceability and Accessibility**
Patent pending removable, tool-less operator pad for easy removal

3.29
Acres/Hour¹
on 48" Unit

up to
8.5
MPH

up to
8
Gallons

4 Year
Limited Warranty²

1-4+
Acre Property

Light Heavy
USAGE



VERTEX[®] S-SERIES

The Vertex represents the next generation of stand-on zero-turn mower performance. Every detail was considered, researched, and designed to deliver the durability, quality of cut and ease of use landscape professionals expect from Exmark. With UltraCut Series 4 cutting decks, Vertex has the power and productivity to make quick work of tough jobs.



DESIGN SIMPLICITY
Operating a Vertex mower is easy, thanks to the simple, ergonomic design. Key, choke, throttle, height of cut adjustment... they're all right there. Hop on, and you're ready to go.



QUALITY OF CUT
Each Vertex stand-on mower is engineered to deliver Exmark's Signature cut quality, so you can count on exceptional finish results every time.

TOP ACCESSORIES

- Equipment Cover
- LED Light Kit
- Micro-Mulch System
- Operator Control Discharge (Hand or Foot)
- Trash Container
- Turf Striper

Accessories may not fit each mower model. Please visit exmark.com or check with your dealer on accessory fit-up for each model.



**UNMATCHED PERFORMANCE.
LEGENDARY DURABILITY.
MAXIMUM COMFORT & PRODUCTIVITY.**

FEATURES

UltraCut Deck Technology

Side Discharge: 48 | 52 | 60 | 72

Commercial-Grade Engines


Rehiko, Kawasaki or Vanguard®

Hydro-Drive System

Eliminated hoses and added tougher bearings, an improved cooling system and increased oil capacity.

Adapt Technology

Make quick adjustments to optimize quality of cut and performance in wet, overgrown, or lush conditions, or stemmy grasses and weeds. Standard on all X-Series models, excluding 96-inch, or available as an add-on for your E- or S-Series machine.



LAZER Z®

For over 30 years, Exmark's Lazer Z has been considered the gold standard in commercial-grade, zero-turn excellence. Pro cutters and homeowners have aspired to experience their superior cut quality, productivity, durability and performance. Built for easier maintenance and longer life, our Lazer Z mowers are simpler, tougher and easier to operate.



THE SIGNATURE CUT

We've optimized the blade-tip speed of the UltraCut decks to perfect the distance and uniformity of clipping discharge. All the components in our deck work together to deliver the signature Exmark look, cut after cut. Job after job.



ENHANCED TRACTION AND HANDING

Our Lazer Z mowers are more responsive and easier to operate, ultimately increasing productivity. The mower's low center of gravity combined with relocated components and seat position improves traction. The result is a well-balanced machine.

TOP ACCESSORIES

- Adapt
- Air Ride Suspension
- LED Light
- Micro-Mulch System
- Operator Controlled Discharge
- Sun Shade
- Tractus Tire
- Turf Striper
- UltraVac Collection Systems

Accessories may not fit each mower model. Please visit exmark.com or check with your dealer on accessory fit-up for each model.

BUILT FOR THE LAZER Z

COST OF OWNERSHIP

Since initial cost is just a fraction of a mower's total cost over its lifetime, each Lazer Z model is engineered to minimize service and maintenance costs over time. From the fuel savings of the available EFI-equipped engines to the sealed, no-grease caster bearings and unitized hydro pump and wheel motors, each Lazer Z is designed to maximize uptime and reduce total cost of ownership.

TRACTUS™ AIRLESS DRIVE TIRE

With an all-new design, our Tractus airless drive tires feature increased load capacity, making them suitable for a wider range of applications. In addition to eliminating flat tires, Tractus delivers superior durability, reliability and traction, with a larger contact patch and five times longer lifespan compared to pneumatic drive tires. Available on select Lazer Z and Vertex X-Series models.

ADAPT™ TECHNOLOGY

Available on all Lazer Z models, excluding 96-inch, our exclusive Adapt technology makes it easy to optimize cut quality for any mowing conditions. Adapt enables the operator to make deck rake adjustments easily without tools, from the operator seat, to customize deck performance.

NEXT-GENERATION RED TECHNOLOGY

Next-generation RED Technology enhances efficiency, usability, and durability with patented technology. Its LCD display provides an intuitive interface for monitoring mower functions, machine health, and performance data.



Cost of Ownership



Adapt Technology



RED



Tractus

LAZER Z SEATING SYSTEM

At Exmark, we've taken comfort to a whole new level, becoming experts in the game-changing science of ergonomics. Our scientific methodology utilizes pressure mapping to analyze the fatigue factors of vertical and lateral motion, driving the development of mower comfort. We know that if operators are more comfortable, their businesses will be more profitable.



E-Series

- Deluxe adjustable suspension
- 1.5-inch travel
- Elastomeric vibration control (EVC) stretch fabric
- Patented ISO-mount isolation system, optional accessory

S-Series

- Deluxe adjustable suspension
- 3-inch travel
- Elastomeric vibration control (EVC) stretch fabric
- Patented ISO-mount isolation system, optional accessory
- Wider seat

X-Series

- Deluxe adjustable suspension
- 3-inch travel
- Elastomeric vibration control (EVC) stretch fabric
- Patented ISO-mount isolation system, standard
- Wider seat



**PREMIUM DIESEL PERFORMANCE.
LEGENDARY DURABILITY.
MAXIMUM COMFORT & PRODUCTIVITY.**

FEATURES

UltraCut Deck Technology

Side Discharge: 60 | 72

Rear Discharge: 72 | 96 | 144

Commercial-Grade Engines

Yanmar®

Hydraulic Deck Lift

Provides for easy cutting height adjustment and quick transport

Reduced Maintenance

With an efficient and robust power-train system, these machines have less maintenance and longer service intervals. The tool-less belt access and removable floor pan makes servicing easy



LAZER Z DIESEL

For a variety of reasons, the diesel-powered Lazer Z mowers may be the right choice for your cutting needs. They make quick work of the largest, toughest jobs and raise the bar for cut quality, operator comfort, fuel efficiency and ease of handling. Our large 144-inch flex wing deck is capable of mowing more than 11.5-acres per hour,¹ making it the most productive mower Exmark has ever built.



BUILT FOR LARGE PROPERTIES

The robust engine power and large deck sizes make these mowers Exmark's most productive diesel machines ever. They are a great solution for universities, municipalities, and other sizable properties yet nimble enough to maneuver smaller landscapes.



ENHANCED OPERATOR COMFORT

Operator comfort is critical to productivity. That's why we've worked so hard to reduce noise and vibration, and placed the operator seat in full suspension on ISO mounts—so you can go for hours.

TOP ACCESSORIES

- LED Light
- Micro-Mulch System
- Operator Controlled Discharge
- Sun Shade
- Trash Container
- Turf Striper
- UltraVac Collection Systems

Accessories may not fit each mower model. Please visit exmark.com or check with your dealer on accessory fit-up for each model.



SIGNATURE CUT QUALITY. VACUUMING PERFECTION. RESPONSIVENESS AND CONTROL.

FEATURES

Full-Floating Fabricated Deck

Rear Discharge: 48"

Commercial-Grade Engines

Rehiko

Easy to Service

Gas tank swings open for engine accessibility while drive belts are easily removed and installed without tools

Airflow flexibility

The deck collection chute is a full six inches in diameter that combined with a large diameter blower, generates more airflow for better vacuuming and debris collection



NAVIGATOR

The Navigator, Exmark's signature fine-cut machine, has a patented fill reduction and large diameter blower allowing the operator to vacuum a perfectly mowed lawn in record time. The fill reduction system allows operators to quickly switch from dedicated bagging mode where they are collecting 100 percent of the clippings, to a fill-reduction mode where they are collecting half of the clippings while mulching the other half of the clippings. The center discharge deck is designed for two-sided trimming to more accurately control discharge, keeping flowerbeds and walkways free of clippings.



OPERATOR COMFORT

The effortless "Feather Touch" steering controls, combined with a bolstered high-back seat, foam padded cushion and rubber seat isolators, add up to a comfortable ride that reduces operator fatigue—for all-day operation.



DECK LATCH

Changing the height of cut has been made easy with the added deck latch. Rather than holding the deck while changing the height of cut, the deck will now lock into place making it easier on operators.

TOP ACCESSORIES

- Automatic Door Opener
- Dump Tubs
- LED Light
- Micro-Mulch System
- Narrow Drive Tire
- Powered Dump

Accessories may not fit each mower model. Please visit exmark.com or check with your dealer on accessory fit-up for each model.

BUILT FOR A SIGNATURE CUT

When it comes to durability, Exmark's UltraCut decks are among the strongest in the industry and set the standard for productivity and quality of cut. These UltraCut mowing systems are the ultimate in a floating deck for efficiency, quality of cut and rugged durability. Regardless of which one you choose, your mower will deliver the cut quality, durability and longevity you expect from Exmark.



ULTRACUT™ SIDE DISCHARGE

With formed and welded construction, sealed, maintenance-free spindle bearings and a full-floating design that precisely follows ground contours, UltraCut side-discharge cutting decks are designed to eliminate maintenance and reduce downtime. All components are engineered to work together to deliver the Exmark Signature quality of cut.

ULTRACUT™ REAR DISCHARGE

The UltraCut Rear-Discharge cutting deck has counter-rotating blades for enhanced clipping dispersion with the ability to trim on both sides of the deck. Standard black side bumpers can be replaced with optional white bumpers, which are perfect for not leaving marks.

ULTRACUT REAR DISCHARGE WITH FLEX WINGS

Our rear discharge with flex wing decks are the ultimate mowing systems when productivity matters, with available 96- or 144-inch widths. The Flex Wings are capable of articulating up to 20-degrees up and 15-degrees down to precisely follow ground contour, and they fold hydraulically to minimize trailering space. UltraCut Rear Discharge with Flex Wings cutting decks are engineered to not just be more productive, but also deliver the durability and Signature cut quality you expect from Exmark.

ELECTRIC SERIES

Our 42-inch Electric Series 2 and 52-inch Electric Series 4 side-discharge cutting decks are fabricated and welded of high-strength alloy steel to deliver commercial durability and the Exmark Signature cut quality. High-torque electric spindle motors with cast aluminum spindle housings eliminate belts to deliver maximum durability with minimized maintenance.

DECK	Used On	Deck Depth	Cutter Housing	Spindle Shaft	Bearings		Bag	Mulch	Discharge Direction	Discharge Chute	Belt Covers
ULTRACUT SERIES 4	Turf Tracer w/ XiQ Vertex S-Series Lazer Z S-Series Lazer Z Diesel	5.5"	7.75"	25mm	Sealed, Maintenance-Free		Yes	Yes	Side	Flexible	High-Strength Patented Polymer Belt Covers
ULTRACUT SERIES 6	Lazer Z X-Series			30mm	Sealed, Maintenance-Free Dual, Double-Row						
ULTRACUT REAR DISCHARGE	Lazer Z Diesel	5.5"	7.75"	25mm	Sealed, Maintenance-Free Dual, Double-Row		No	Yes	Rear	n/a	High-Strength Patented Polymer Belt Covers
ULTRACUT REAR DISCHARGE W/ FLEX WINGS	Lazer Z X-Series Lazer Z Diesel										Metal
ELECTRIC SERIES 2	Quest V-Series	4.0"	7.25"	25mm	Sealed, Maintenance-Free		Yes	Yes	Side	Composite	n/a
ELECTRIC SERIES 4	Vertex V-Series Lazer Z V-Series	5.4"	9.00"	25mm	Sealed, Maintenance-Free		Yes	Yes	Side	Flexible	n/a

BUILT FOR COLLECTING

When it comes to collection systems, there's no 'one size fits all' solution. That's why we engineer our collection systems for the specific needs of your Exmark mower. Whether you need a non-powered bagger for residential use, or a commercial-grade UltraVac powered collection system to power through the toughest lawn clean up, Exmark has you covered.

2-BAG COLLECTION SYSTEM NON-POWERED

Fits: Quest

- Larger-diameter, smooth-bore discharge tubes
- Sturdy, large-capacity collection bags
- Durable, injection-molded hood
- Quick-attach deck boot
- Streamlined design for better trimming
- Low profile to get under obstacles easier

ULTRAVAC 2- OR 3-BAG COMMERCIAL-GRADE POWERED COLLECTION SYSTEM

Fits: Lazer Z

- Switch between bag discharge and side discharge with quick-attach
- Less clogging with larger-diameter tubes
- Compact design minimizes trailer space for easy maneuverability
- Dust reduction with sealed hoods
- Two or three UltraVac discharge units (8 or 12 bushels)

ULTRAVAC QUICK DUMP SYSTEM COMMERCIAL-GRADE POWERED COLLECTION SYSTEM

Fits: Lazer Z (excludes Diesel)

- Discharges grass quickly with one simple motion of the release lever
- Features a commercial-grade steel and polyethylene hopper with rear-discharge door (7 bushels or 11 bushels)

3-BUSHEL BAGGER

Fits: Large walk-behinds, stand-ons and most riders

- Lightweight, easy to attach



Lazer Z Diesel



UltraVac 2- or 3-Bag



UltraVac Quick Dump System



3-Bushel Bagger



Quest 2-Bag Collection System - Non-Powered

BUILT FOR PERFORMANCE



Product	Model	Fuel Type	Power	Deck Size	Deck	Fuel Capacity		Transmission	Ground Speed	Acres Per Hour¹	Cutting Height	Blade Engagement	Front Casters	Drive Tires	Bag Capacity	Warranty²
COMMERCIAL 21 X-SERIES	ECX180CKA210BC	Gas	Kawasaki FJ180V KAI	21"	2-in-1: Bag and Mulch Single Blade	1 Gallon		Variable Speed	Up to 4.2 mph	.71	1.0" to 4.5" Single-Point, Rear Height Adjust Patented Front Height Adjust System	Zone Start or BBC	n/a	9 x 2.25	2.5-Bushels	1-Year Limited²
COMMERCIAL 21 V-SERIES	ECV060B0121000	Electric	Flex-Force Power System 60V 7.5Ah 405 Wh Battery and Rapid Charger 2kW Brushless DC Motor			n/a			Up to 3.5 mph	.40 per charge		Zone Start				2-Year Limited²
COMMERCIAL 30 X-SERIES	ECX180CKA30000	Gas	Kawasaki FJ180V KAI	30"	3-in-1: Bag, Mulch, Side-Discharge Two Blades	1 Gallon			Up to 3.8 mph	.92	1.5" to 5.0" Single-Point, Rear Height Adjust Patented Front Height Adjust System	BBC		10 x 3.0		1-Year Limited²
COMMERCIAL 30 V-SERIES	ECV060B0230010	Electric	Flex-Force Power System 60V 10.0Ah 540Wh Battery and Rapid Charger 2kW Brushless DC Motor			n/a			Up to 3.8 mph	1.5 per charge		Zone Start		10 x 3.0		2-Year Limited²
TURFTRACER w/ XiQ	TTA749AKC604N0	Gas	26.5 HP³ Rehlko ECV749 Command PRO® EFI	60"	UltraCut Series 4	5.0 Gallons		Electric	Up to 6.15 mph	2.97	1.0" to 4.5" 0.25" increments	Electromagnetic Clutch	11 x 4.0–5 Semi-Pneumatic	18 x 8.5–8	n/a	4-Year or 1,250 Hours, Limited No Hour Limit First Two Years²
VERTEX S-SERIES	VXS750AKC48400	Gas	27 HP³ Rehlko EZT750 Command PRO® EFI	48"	UltraCut Series 4	8.0 Gallons		Hydraulic Pump and Wheel Motor	Up to 8.5 mph	3.29	1.5" to 5.0" in 0.25" increments	Electromagnetic Clutch	13 x 5.0-6 Semi-Pneumatic	20 x 10–8	Optional 3-Bushel Bagger	4-Year or 1,250 Hours, Limited No Hour Limit First Two Years²
VERTEX V-SERIES	VXV060B1852A00	Electric	HyperCell™ 18.4 kWh Battery Pack	52"	Electric Series 4	n/a		Proprietary Electric Drive	Up to 10.0 mph	4.19		Electric	13 x 5.0-6 Semi-Pneumatic	20 x 10–10		4-Year or 1,250 Hours, Limited No Hour Limit First Two Years²



															Non-Powered	UltraVac 2-Bag	UltraVac 3-Bag	UltraVac QDS		
Product	Model	Fuel Type	Power	Deck Size	Deck	Fuel Capacity		Transmission	Ground Speed	Acres per Hour¹	Cutting Height	Seat	Front Casters	Drive Tires					Warranty²	
QUEST V-SERIES	QZV060B0242H00	Electric	Flex-Force Power System 60V 10.0Ah 540Wh Battery and 6-Pod Charger Brushless DC Motor	42"	Electric Series 2	n/a		Proprietary Electric Drive	Up to 7.0 mph	1.60 per charge	1.5" to 4.5" 0.5" increments	Foam-Padded High Back, <i>Optional Armrests</i>	11 x 4.0–5 Smooth Pneumatic	18 x 7.5–8	•				30-Day Commercial, Limited 3-Year Consumer, Limited²	
LAZER Z E-SERIES	LRE810CBV48DA3	Gas	26 HP³ Vanguard 810 V-Twin	48"	UltraCut™ Series 4	9.5 Gallons		ZT-4400	Up to 11.0 mph	4.25	1.0" to 5.5" in 0.25" increments	Deluxe Adjustable Suspension - 1" Travel	13 x 6.5–6 Pneumatic	24 x 9.5–12		•			5-Year or 1,250 Hours, Limited No Hour Limit First Two Years²	
LAZER Z S-SERIES	LRS749AKC524A1		26.5 HP³ Rehlko ECV749 Command PRO EFI	52"		12.0 Gallons		12cc	Up to 10.0 mph	4.19		Deluxe Adjustable Suspension - 3" Travel	13 x 5.0–6 Semi-Pneumatic	23 x 9.5–12		•	•	•		
	LRS749AKC604A1			60"										•	•	•				
	LRS749AKC724A1			72"									•	•	•					
LAZER Z X-SERIES	LRX820AKA606Q1		34.5 HP³ Kawasaki FX820V EVO V-Twin	60"	UltraCut Series 6	16cc		Up to 11.5 mph	5.56	Deluxe Adjustable Suspension, 3" Travel with Seat Isolation System		13 x 6.5–6 Semi-Pneumatic	24 x 12–12		•	•	•	5-Year or 1,500 Hours, Limited No Hour Limit First Two Years²		
	LRX820AKA726Q1	72"									•			•	•					
LAZER Z V-SERIES	LZV060B2360A00	Electric	HyperCell™ 23.4 kWh Battery Pack	60"	Electric Series 4	n/a		Proprietary Electric Drive	Up to 11.0 mph	5.32	1.0" to 5.0" in 0.25" increments									
LAZER Z DIESEL	LZS86TDYM12RW0	Diesel	25 HP⁴ Yanmar® 3TNV80FT 1.3-Liter Turbo <i>with RED Technology</i>	60"	UltraCut Series 4	12.0 Gallons		Kanzaki KPS-18T	Up to 11.0 mph	5.32	1.0" to 5.5" in 0.25" increments	Premium Suspension w/ Seat Isolation System	15 x 6.0–6 Semi-Pneumatic	26 x 12–12		•	•			
	LZS80TDYM604W0			72"			•			•										
	LZS80TDYM724W0			72"	UltraCut Rear Discharge					•					•					
	LZS80TDYM72RW0		96"	UltraCut Rear Discharge w/ Flex Wings		Up to 12.5 mph	9.68													
	LZS88CDYM96RW0		43.5 HP⁴ Yanmar 3TNV86CT 1.6L Common Rail Turbocharged Diesel <i>with RED Technology</i>		144"		Up to 10.0 mph; 17.0 mph for transport		11.61											
NAVIGATOR	NVS749AKC48000	Gas	26.5 HP³ Rehlko ECH749 Command PRO EFI	48"	Full-Floating Fabricated	7.5 Gallons		12cc	Up to 7.0 mph	2.71	1.0" to 4.0" in 0.25" increments	Commercial High Back	8 x 3.0-4 Semi-Pneumatic	18 x 10.5–10					2-Year Limited²	

THE EXMARK ADVANTAGE

HERE FOR YOU FROM PURCHASE TO MAINTENANCE

Exmark Fleet Programs benefit loyal multi-unit commercial customers. We offer multiple program levels to help contractors of virtually any size. The **Mini Fleet** program offers smaller contractors a one-time discount on a single qualifying purchase. **Fleet Advantage** customers enjoy extended fleet benefits on every qualifying purchase, and with the **Fleet Renewal** plan, Fleet Advantage customers can extend their benefits with their continued loyalty. Public service agencies including municipalities, governments, non-profits, and schools can save on Exmark products by purchasing them through **OMNIA Partners'** cooperative purchase program. The Exmark **Honors Program** recognizes the hard work and dedication of our military personnel and first responders, giving qualifying customers an off-invoice discount on the purchase of select Exmark mowers. And through our partnership with **Equine & Ranch Rewards**, equine and cattle owners can receive special savings on Exmark equipment to maintain their property.

OMNIA[®]
PARTNERS



With every important investment, comes important maintenance and Exmark has you covered. We are the only company that owns the exact part specification for your machine that will help your machine maintain its Exmark's legendary quality and reliability. To purchase OEM parts, visit one of our 1600+ dealers or shop 24/7/365 online where the parts ship directly to you.

Buy online at [Shop.exmark.com](https://shop.exmark.com)

EXMARK MFG. CO., INC.

415 Industrial Row | Beatrice, NE 68310 | 402.223.6300 | www.exmark.com



¹ Many manufacturers use 100% efficiency ratings for sale purposes. Exmark believes an 80% efficiency rating is more representative of actual mowing conditions, as it allows for turns and overlapping. Formulas for calculating acres per hour: **100% efficiency:** MPH x width of cut ÷ 99 = acres per hour | **80% efficiency:** MPH x width of cut ÷ 124 = acres per hour

² For complete details, visit exmark.com or your local dealer.

³The gross horsepower of these gasoline engines was laboratory rated at 3600 rpm by the engine manufacturer in accordance with SAE J1940 or SAE J2723. As configured to meet safety, emission and operating requirements, the actual engine horsepower on these mowers may be significantly lower.

⁴The gross horsepower of the 3TNV80FT was laboratory rated at 2600 rpm; the 3TNV88C was laboratory rated at 3000 rpm by the engine manufacturer in accordance with SAE J1995. As configured to meet safety, emission and operating requirements, the actual engine horsepower on these mowers may be significantly lower.

⁵Based on controlled laboratory testing of product. Runtime varies with load.

Products depicted in this literature are for demonstration purposes only. Actual products offered for sale may vary in use, design, required attachments and safety features. We reserve the right to improve our products and make changes in specifications, designs and standard equipment without notice and without incurring obligation. For additional product information including operation manuals, safety materials and warranty details, please visit www.exmark.com or see your dealer for complete details.

Exmark®, Lazer Z®, Metro®, Navigator®, Quest®, Radius®, Turf Tracer® and Vertex® are registered trademarks, Built For This, UltraVac™ and UltraCut™ are trademarks of Exmark Mfg. Co., Inc. Rehiko® and Command PRO® are registered trademarks of Discovery Energy, LLC. Kawasaki® is a registered trademark of Kawasaki Motors Corp. Vanguard® is a registered trademark of Briggs and Stratton. Oil Guard System™ is a trademark of Briggs and Stratton. Hydro-Gear® is a registered trademark of Hydro-Gear.

© 2026 Exmark Manufacturing Company, Inc. All rights reserved. Printed in the U.S.A. 2026.

146-7988-CA

