



TIME IS MONEY

You know what your time is worth. That's why, at Z Turf Equipment,[®] we're focused on increasing efficiency, so you can do more, and make more, every single day. Our turf management equipment helps you finish jobs faster, more profitably, with unmatched results. For more than 22 years, we've been innovating and refining our industry leading machines, so you can depend on them to perform for you. And you can count on Z Turf Equipment to deliver the exceptional customer service and parts support you need to maintain your competitive edge.

Experience the Z Turf Equipment difference today and watch your business hit new heights.

OUR COMMITMENT TO YOU

At Z Turf Equipment, we build the turf management equipment you need to take your business to the next level. How do we know that? We listen to our customers and are constantly evolving our machines to better meet their needs. The result is a line of equipment you can trust to be more efficient, easier to use, and more durable than anything else out there.

We invite you to visit your Z Turf Equipment dealer to demo our machines and witness the Z-Spray difference for yourself.

NEW FOR 2024

Take your productivity and profitability to new heights with the new Z-Aerate 50-inch stand-on aerator. Armed with a massive 50-inch, 12-row aeration head, zero-turn maneuverability, and an integrated spreader with a 150-pound hopper capacity, the Z-Aerate 50-inch can aerate and spread simultaneously. And with a host of available accessories, the Z-Aerate 50-inch ups the ante on multi-functional productivity.



**LEAN-TO-STEER.
EASY TO MANEUVER.
IMPROVED PROFITABILITY.**

FEATURES

- Machine Width: 36"**
Perfect size for gated backyards and other hard to reach areas
- Commercial-Grade Engine**
Kohler®
- Agitation System**
The in-tank agitation system keeps materials in suspension for even more, consistent coverage
- Digital Controls**
Offers digital spread and spray controls for easier, more precise application settings

<p>5.5 MPH</p>	<p>20 Gallon Tank</p>	<p>175 lb. Hopper</p>
<p>1 Year Limited Warranty¹</p>	<p><2 Acre Property</p>	<p>USAGE</p>



Z-SPRAY LTS

The Z-Spray LTS spreader sprayer is one of the most advanced machines in its category. Extremely easy to operate and maneuver, it features our most advanced lean-to-steer technology, outstanding versatility and amazing stability—even on hillsides. Couple that with outstanding durability and you have a spreader-sprayer that is built to last.



LEAN-TO-STEER TECHNOLOGY
Enables the operator to control speed and direction with one hand, which frees the other hand to adjust spread or spray controls, or perform spot treatments with the easy access spray wand. The intuitive control layout makes the machine easy to operate and make adjustments on the fly.



PROFITABILITY
The 2-in-1 capabilities of the LTS gives operators the choice to spread granular or spray liquid fertilizer with each pass of the machine. With the ability to cover more properties in less time, operators can be more profitable.

TOP ACCESSORIES

- Anti-Siphon Assembly
- Hopper Screens
- Hose Tray—15 ft.
- Multipurpose Bag
- 30 Ft. Extended Hose Length with Hose Tray
- Spray Wands
- Nozzles

Accessories may not fit each model. Please visit zturfequipment.com or check with your dealer on accessory fit-up for each model.



**INNOVATIVE NEW DESIGN.
IMPROVED OPERATOR EXPERIENCE.
DURABILITY AND SERVICEABILITY.**

FEATURES

Machine Widths: 36" | 46" | 52"

Commercial-Grade Engine

Vanguard with 20/50 charging system and heavy-duty air filter on Mid and Max

Operator Experience

Contoured operator pad, revised control layout and operator platform is suspended by adjustable isolators to lessen the bumps and vibrations

Improved Toe Spray Switch

Comes standard

Maintenance Made Easy

One annual grease point, patent-pending flip up hopper and a easily removable patent-pending magnetic operator pad



Z-SPRAY

Z Turf Equipment raises the bar with its redesigned Junior, Mid, and Max zero-turn stand-on spreader sprayers. The machines feature a low center-of-gravity design that optimizes machine balance to provide enhanced stability and control in a wide range of application conditions. These Z-Spray machines also offers corrosion-resistant stainless steel, enhanced ergonomics, larger drive tires, and a tank design that empties more completely and features a tools-free drain.



BI-DIRECTIONAL BOOM

The bi-directional boom is capable of springing both forward and back, so there is less chance of snagging and damaging the boom when maneuvering in tight spaces.



FLIP UP HOPPER

The patent-pending flip-up hopper eases hopper cleaning and access to the engine for service.

TOP ACCESSORIES

- 2-Gallon Foam Marker
- 7-Gallon Auxiliary Tank (Left Side)
- 7-Gallon Isolated Tank (Right Side)
- 20/30-Gallon Auxiliary Tank
- 12 GPM Pump
- Dual 5.3 Gallon Pump
- Hose Reel
- LED Light
- Vibratory Hopper Motor
- Wide Application Nozzle

Accessories may not fit each model. Please visit zturfequipment.com or check with your dealer on accessory fit-up for each model.

EXPERIENCE THE Z-SPRAY DIFFERENCE



LOW CENTER OF GRAVITY

The frame features an ANSI-approved design with a low center of gravity for superior stability, handling, and performance. The frame design places the operator between the drive wheels, with the heaviest components low and centralized to ensure consistent machine dynamics, regardless of the amount of material in the hopper and tanks.

STAINLESS-STEEL FRAME

Spreader sprayers live an especially tough life, which is why every Z-Spray spreader sprayer features a frame built in the United States from high strength stainless-steel. When compared to other materials, stainless-steel is more resistant to the corrosive effects of lawn care fertilizers and chemicals. It's a critical reason why Z-Spray machines stand the test of time.

OPERATOR COMFORT

The contoured operator pad and revised control layout provide increased comfort and economy of motion. The operator platform is suspended by adjustable isolators to reduce the bumps and vibrations that reach the operator, and the hose reel has been relocated to the right side for easier access.

BI-DIRECTIONAL SPRAY BOOM

The bi-directional spray boom is capable of springing both forward and back, lessening the chance of snagging and damaging the boom when maneuvering Z-Spray machines in tight spaces. And the patent-pending foam marker activation system starts the foam marker and spray pump simultaneously whether using the toe switch or panel-mounted rocker switch.

EASE OF MAINTENANCE

With just one annual grease point, Z-Spray spreader sprayers virtually eliminate in-season maintenance needs. A patent-pending flip-up hopper eases hopper cleaning and access to the engine for service. The patent-pending magnetic operator pad removes easily without tools, for access to the spray chart, or for service and maintenance.

PATENTED LOCKING CASTER SYSTEM

Designed to increase stability on hillsides without compromising maneuverability, our patented locking caster system is a standard feature on all zero-turn Z-Spray machines. Simply press the foot-activated lever to lock the front caster wheels in place, then release for full zero-turn maneuverability and performance.

NEW TANK DESIGN

All Z-Spray zero-turn spreader sprayers feature a new tank design that empties more completely, leaving less leftover material in the tank. A tools-free tank drain eases draining materials.



Low Center of Gravity



Bi-Directional Spray Boom

Patented Locking Caster System



Stainless-Steel Frame



Ease of Maintenance

New Tank Design



Operator Comfort



CHOOSE YOUR SIZE
Available in Max, Mid and Junior models, there's a Z-Spray spreader sprayer that's right for your business. Plus, with a wide range of available accessories, it's easy to enhance the multi-function versatility of your Z-Spray machine, so you can do more work faster, with less labor.



**LEGENDARY STRENGTH.
INCREASED MANEUVERABILITY.
PRODUCTIVITY MEANS PROFITABILITY.**

FEATURES

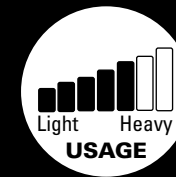
Working Widths: 24" | 30"

Commercial-Grade Engine
Kohler and Kawasaki

Electronic Depth Control
Easily set tine depth to maintain consistent core quality

Core Quality
Durable, heavy-duty, self-cleaning tines pull 4.6 quality plugs per square foot

Intuitive Controls
Easy operation, zero-turn agility, precise control and fatigue-reducing ergonomics



Z-AERATE®

Productivity is the key to profitability for your business, and our aerators cover from one to two acres per hour with intuitive controls, maneuverability and straightforward operation. With the unmatched productivity of our stand-on aerators, Z Turf Equipment delivers top-notch performance, durability and ease of use.



SPREADER ATTACHMENT
With an 80-lb. seed capacity, the spreader attachment enables landscape pros to offer over-seeding in conjunction with aeration programs. The versatility significantly increases the productivity in revenue potential of the machine.



REDUCED OPERATOR FATIGUE
Enhancing both productivity and profitability, our ergonomically designed, stand-on aerators are less taxing to operate. The full-floating platforms on these machines adjust ride comfort to the weight of the operator, increasing comfort and decreasing fatigue.

TOP ACCESSORIES

Spreader Attachment

Accessories may not fit each model. Please visit zturfequipment.com or check with your dealer on accessory fit-up for each model.



**SIMPLE OPERATION.
ZERO-TURN MANEUVERABILITY.
MULTI-FUNCTIONAL VERSATILITY.**

FEATURES

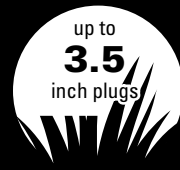
Working Width: 50"

Commercial-Grade Engine
Kohler

Hopper
The standard hopper has a 150 pounds capacity

Pivoting Front Axel
Easier to maneuver curbs and improved aeration performance when going over undulated terrain

Core Quality
Pull up to 3.5-inch plugs with powerful hydraulic down force



Z-AERATE

The new Z-Aerate 50-inch takes aeration productivity to the next level, with 50-inches of aeration width, zero-turn maneuverability, and the ability to aerate and spread simultaneously. Plus, with a wide range of available attachments, the Z-Aerate 50 has the versatility you need to maximize profitability.



COMMERCIAL DURABILITY
Powered by a commercial-grade Kohler Command Pro engine, and proven Hydro-Gear® pumps and wheel motors. We've engineered in durability you can count on to perform for many seasons to come.



MANEUVERABILITY EQUALS PRODUCTIVITY
With zero-turn maneuverability and a 50-inch split-tine, 12-row aeration head, you can easily aerate around flower beds and other landscape features without lifting the aeration head. Removable weights enable you to easily adjust for wet or dry soil conditions.

TOP ACCESSORIES

- 30-gallon Spray System
- 36-inch Slicer Seeder
- 40-inch Spike Style Aeration Head
- 46-inch Dethatch Rake

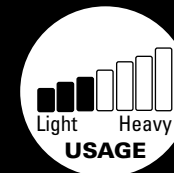
Accessories may not fit each model. Please visit zturfequipment.com or check with your dealer on accessory fit-up for each model.



**THREE-IN-ONE.
IMPROVED GERMINATION.
COMMERCIAL GRADE.**

FEATURES

- Working Width: 20"**
- Commercial-Grade Engine**
Kohler
- Multi-purpose**
Verticut, dethatch and overseed
- Large-Capacity Seed Hopper**
40 pounds



Z-SEED®

With its rugged, easy-to-use design and proven results, the Z-Seed walk-behind slicer seeder is the perfect tool for your business. Engineered to verticut, dethatch and overseed with every pass, Z Turf Equipment's 20-inch Z-Seed makes it easier than ever to realize better results—and greater efficiency.



LARGE-CAPACITY SEED HOPPER
With its 40-pound seed hopper, our Z-Seed can help you handle big jobs without constantly stopping for more seed. So you get done faster.



DURABLE STEEL BLADES
High-carbon steel blades remove thatch while providing maximum seed-to-soil contact. This enables superior germination for a healthy, great-looking lawn.



COMMERCIAL-GRADE PROFITABILITY
We know that landscape pros' livelihoods revolve around increasing service offerings in an effort to maximize profitability, and our 3-in-1 Z-Seed will help them do just that.



**MULTI-SEASON VERSATILITY.
SIMPLE MAINTENANCE.
COMMERCIAL DURABILITY.**

FEATURES

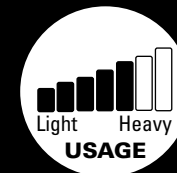
Working Width: 36"

Commercial-Grade Engine
Kohler

40-degrees Total Broom Angle
20-degrees to both the left and right

Commercial Variable Speed
Shift-on-the-fly transmission features six-positions forward and two-positions reverse

Versatile Cleaning
Perfect for cleaning up clippings, dethatching, snow and ice removal, and more



Z-SWEEP

With its patented power steering technology and easy to use fingertip trigger controls, the new Z-Sweep raises the bar for rotary broom maneuverability. Two available bristle materials provide all-season versatility, delivering maximum cleaning effectiveness with minimal surface impact. From site clean-up to snow removal, dethatching and more, Z-Sweep makes quick work of virtually any job.



SIMPLE HEIGHT ADJUST
The broom height can be fine tuned quickly and easily in 1/8-inch increments by simply moving two pins. This makes leveling essentially foolproof, and allows for precise surface engagement.



USER-FRIENDLY CONTROLS
Independent control levers engage the broom and drive systems separately. That means you only sweep what needs sweeping. Adjust the broom angle 40 degrees with a simple thumb latch.

TOP ACCESSORIES

- Bristle Discs - Concrete/Snow
- Bristle Discs - Turf
- Turf Caster

Accessories may not fit each model. Please visit zturfequipment.com or check with your dealer on accessory fit-up for each model.

PRODUCT LINE



Product	Power	Gate Width	Fuel Capacity	Transmission	Speed	Rear Tires	Frame	Hopper Capacity	Spread Width	Tank Capacity	Pump	Spray Rate	Spray Width	Warranty ¹
Z-SPRAY MAX	23 HP ² Vanguard 20/50 Charging System	52"	5 Gallons	Hydrostatic	Up to 10.0 mph	24 x 12-12	Stainless Steel	250 lbs. + Two 50 lbs. Fertilizer Trays; 12 VDC, 2 HP Motor	Adjustable from 3 ft. up to 25 ft.	60 gallons (two 30-gallon tanks)	Remco 5.3 gpm	Capacity per Nozzle 0.22 gpm at 30 psi, 0.25 gpm at 40 psi	2 ft., 6 ft., 8 ft., or 10 ft	1-Year Limited ¹
Z-SPRAY MID		46"						250 lbs. + Two 50 lbs. Fertilizer Trays; 12 VDC, 2 HP Motor		40 gallons (two 20-gallon tanks)			2 ft., 4 ft., 6 ft., or 8 ft	
Z-SPRAY JUNIOR	36"	16 HP ² Vanguard 20/50 Charging System	150 lbs. + Two 50 lbs. Fertilizer Trays; 12 VDC, 2 HP Motor		24 gallons (two 12-gallon tanks)									
Z-SPRAY LTS	36"	9.5 HP ² Kohler® CH395 Command PRO®	175 lbs. + 50 lbs. on Spray Tank; 12 VDC, 2 HP Motor		20 Gallons	Remco 3.8 gpm		Wide 0.69 gpm at 30 psi, 0.80 gpm at 40 psi; Narrow 0.35 gpm at 30 psi, 0.40 gpm at 40 psi		Wide Spray up to 11 ft. wide; Narrow Spray up to 5 ft. wide	Digital Spreader Speed & Spray Pressure Control			



Product	Power	Working Width	Fuel Capacity	Transmission	Speed	Front Tires	Rear Tires	Number of Tines	Drive	Core Depth	Warranty ²
Z-AERATE 50-INCH	25 HP ² Kohler CH740 Command PRO	50"	8.0 Gallons	Pump and Wheel Motor	Up to 10.0 mph	15 x 6-6 Ribbed Pneumatic	24 x 12-20	72 Coring Tines	n/a	.5" to 3.5"	1-Year Limited ¹
Z-AERATE 30-INCH	15 HP ² Kawasaki FS541	30"	5.0 Gallons	Hydro-Gear ZT3100	Up to 7.0 mph	13 x 5-6 Semi-Pneumatic	16 x 6.50-8	48 Coring Tines	#50 chain	0.5" to 5" Set with Electronic Depth Control	
Z-AERATE 24-INCH	14 HP ² Kohler CH440 Command PRO	24"	1.85 Gallons		Up to 6.8 mph	11 x 4-5 Semi-Pneumatic	16.5 x 4-8	36 Coring Tines			



Product	Power	Working Width	Fuel Capacity	Speed	Clutch	Tires	Cutting Depth	Hopper Size	Warranty ²
Z-SEED	9.5 HP ² Kohler CH395 Command PRO	20"	1.6 Gallons	0-3.8 mph forward	Warner Mag-Stop	11 x 4-4	Adjustable up to 1" deep	40 lbs.	1-Year Limited ¹



Product	Power	Working Width	Fuel Capacity	Transmission	Speed	Tires	Broom Angle	Broom Diameter	Broom Wafers	Warranty ²
Z-SWEEP	7 HP ² Kohler CH270 Command PRO	36"	1.0 Gallon	Friction Disc	6 forward 2 reverse	16 x 4.5-8	20° left and 20° right	25"	Poly 10 ID x 25 OD. std. black (snow/hard surface), yellow wafer (grass), convoluted segment.	1-Year Limited ¹

Z Turf Equipment

415 Industrial Row | Beatrice, NE 68310 | 402.223.6300 | www.zturfequipment.com



Products depicted in this literature are for demonstration purposes only. Actual products offered for sale may vary in use, design, required attachments and safety features. We reserve the right to improve our products and make changes in specifications, designs and standard equipment without notice and without incurring obligation. For additional product information including operation manuals, safety materials and warranty details, please visit www.zturfequipment.com or see your dealer for complete details.

¹ For complete details, visit zturfequipment.com or your local dealer.

² The gross horsepower of these gasoline engines was laboratory rated at 3600 rpm by the engine manufacturer in accordance with SAE J1940 or SAE J2723. As configured to meet safety, emission and operating requirements, the actual engine horsepower on these units may be significantly lower.

Many manufacturers use 100% efficiency ratings for sale purposes. Z Turf Equipment believes an 80% efficiency rating is more representative of actual conditions, as it allows for turns and overlapping. Formulas for calculating 1,000 Square Feet Per Hour Productivity: **100% efficiency:** MPH x Aerating width x 0.44 | **80% efficiency:** MPH x Aerating width x 0.352 Z Turf Equipment®, Z-Spray®, Z-Aerate® and Z-Seed® are registered trademarks, and Z-Sweep™ are trademarks of Exmark Mfg. Co., Inc. Kohler® and Command PRO® are registered trademarks of Kohler Co. Vanguard® is a registered trademark of Briggs and Stratton. Hydro-Gear® is a registered trademark of Hydro-Gear. Parker® is a registered mark of Parker Hannifin Corp. DirectoValve® is a registered trademark of TeeJet® Technologies.

© 2024 Exmark Manufacturing Company, Inc. All rights reserved. Printed in the U.S.A. 2024.

