





**LEAN-TO-STEER.  
EASY TO MANEUVER.  
IMPROVED PROFITABILITY.**

**FEATURES**

- Machine Width: 36"**  
*Perfect size for gated backyards and other hard to reach areas*
- Commercial-Grade Engine**  
*Kohler®*
- Agitation System**  
*The in-tank agitation system keeps materials in suspension for even more, consistent coverage*
- Digital Controls**  
*Offers digital spread and spray controls for easier, more precise application settings*

<p><b>5.5</b> MPH</p>	<p><b>20</b> Gallon Tank<sup>1</sup></p>	<p><b>175</b> lb. Hopper</p>
<p><b>1 Year</b> Limited Warranty<sup>1</sup></p>	<p><b>&lt;2</b> Acre Property</p>	<p><b>USAGE</b></p>



# Z-SPRAY LTS

The Z-Spray LTS spreader sprayer is one of the most advanced machines in its category. Extremely easy to operate and maneuver, it features our most advanced lean-to-steer technology, outstanding versatility and amazing stability—even on hillsides. Couple that with outstanding durability and you have a spreader-sprayer that is built to last.



**LEAN-TO-STEER TECHNOLOGY**  
Enables the operator to control speed and direction with one hand, which frees the other hand to adjust spread or spray controls, or perform spot treatments with the easy access spray wand. The intuitive control layout makes the machine easy to operate and make adjustments on the fly.



**PROFITABILITY**  
The 2-in-1 capabilities of the LTS gives operators the choice to spread granular or spray liquid fertilizer with each pass of the machine. With the ability to cover more properties in less time, operators can be more profitable.

## TOP ACCESSORIES

- Anti-Siphon Assembly
- Hopper Screens
- Hose Tray—15 ft.
- Multipurpose Bag
- 30 Ft. Extended Hose Length with Hose Tray
- Spray Wands
- Nozzles

Accessories may not fit each model. Please visit [zturfequipment.com](http://zturfequipment.com) or check with your dealer on accessory fit-up for each model.



**LEGENDARY STRENGTH.  
INCREASED MANEUVERABILITY.  
PRODUCTIVITY MEANS PROFITABILITY.**

**FEATURES**

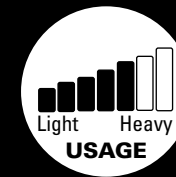
**Machine Widths: 24" | 30"**

**Commercial-Grade Engine**  
*Kohler and Kawasaki*

**Electronic Depth Control**  
*Easily set tine depth to maintain consistent core quality*

**Core Quality**  
*Durable, heavy-duty, self-cleaning tines pull 4.6 quality plugs per square foot*

**Intuitive Controls**  
*Easy operation, zero-turn agility, precise control and fatigue-reducing ergonomics*



# Z-AERATE®

Productivity is the key to profitability for your business, and our aerators cover from one to two acres per hour with intuitive controls, maneuverability and straightforward operation. With the unmatched productivity of our stand-on aerators, Z Turf Equipment delivers top-notch performance, durability and ease of use.



**SPREADER ATTACHMENT**  
With an 80-lb. seed capacity, the spreader attachment enables landscape pros to offer over-seeding in conjunction with aeration programs. The versatility significantly increases the productivity in revenue potential of the machine.



**REDUCED OPERATOR FATIGUE**  
Enhancing both productivity and profitability, our ergonomically designed, stand-on aerators are less taxing to operate. The full-floating platforms on these machines adjust ride comfort to the weight of the operator, increasing comfort and decreasing fatigue.

## TOP ACCESSORIES

### Spreader Attachment

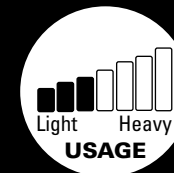
Accessories may not fit each model. Please visit [zturfequipment.com](http://zturfequipment.com) or check with your dealer on accessory fit-up for each model.



**THREE-IN-ONE.  
IMPROVED GERMINATION.  
COMMERCIAL GRADE.**

**FEATURES**

- Machine Width: 20"**
- Commercial-Grade Engine**  
*Kohler*
- Multi-purpose**  
*Verticut, dethatch and overseed*
- Large-Capacity Seed Hopper**  
*40 pounds*



# Z-SEED®

With its rugged, easy-to-use design and proven results, the Z-Seed walk-behind slicer seeder is the perfect tool for your business. Engineered to verticut, dethatch and overseed with every pass, ZTurf Equipment's 20-inch Z-Seed makes it easier than ever to realize better results—and greater efficiency.



**LARGE-CAPACITY SEED HOPPER**

With its 40-pound seed hopper, our Z-Seed can help you handle big jobs without constantly stopping for more seed. So you get done faster.



**DURABLE STEEL BLADES**

High-carbon steel blades remove thatch while providing maximum seed-to-soil contact. This enables superior germination for a healthy, great-looking lawn.



**COMMERCIAL-GRADE PROFITABILITY**

We know that landscape pros' livelihoods revolve around increasing service offerings in an effort to maximize profitability, and our 3-in-1 Z-Seed will help them do just that.



**MULTI-SEASON VERSATILITY.  
SIMPLE MAINTENANCE.  
COMMERCIAL DURABILITY.**

**FEATURES**

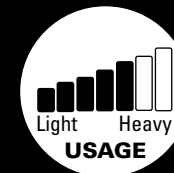
**Machine Width: 36"**

**Commercial-Grade Engine**  
*Kohler*

**40-degrees Total Broom Angle**  
*20-degrees to both the left and right*

**Commercial Variable Speed**  
*Shift-on-the-fly transmission features six-positions forward and two-positions reverse*

**Versatile Cleaning**  
*Perfect for cleaning up clippings, dethatching, snow and ice removal, and more*



# Z-SWEEP

With its patented power steering technology and easy to use fingertip trigger controls, the new Z-Sweep raises the bar for rotary broom maneuverability. Two available bristle materials provide all-season versatility, delivering maximum cleaning effectiveness with minimal surface impact. From site clean-up to snow removal, dethatching and more, Z-Sweep makes quick work of virtually any job.



**SIMPLE HEIGHT ADJUST**  
The broom height can be fine tuned quickly and easily in 1/8-inch increments by simply moving two pins. This makes leveling essentially foolproof, and allows for precise surface engagement.



**USER-FRIENDLY CONTROLS**  
Independent control levers engage the broom and drive systems separately. That means you only sweep what needs sweeping. Adjust the broom angle 40 degrees with a simple thumb latch.

## TOP ACCESSORIES

- Bristle Discs - Concrete/Snow
- Bristle Discs - Turf
- Turf Caster

Accessories may not fit each model. Please visit [zturfequipment.com](http://zturfequipment.com) or check with your dealer on accessory fit-up for each model.

# PRODUCT LINE



Product	Power	Gate Width	Fuel Capacity	Transmission	Speed	Rear Tires		Frame	Hopper Capacity	Spread Width	Tank Capacity	Pump	Spray Rate	Spray Width		Warranty <sup>1</sup>
<b>Z-SPRAY LTS</b>	9.5 HP <sup>2</sup> Kohler® CH395 Command PRO®	36"	1.6 Gallons	Hydrostatic	Up to 5.5 mph	18 x 7.5-8		Stainless Steel	175 lbs. + 50 lbs. on Spray Tank; 12 VDC, 2 HP Motor	Adjustable from 3 ft. up to 25 ft.	20 Gallons	Remco 3.8 gpm	Wide 0.69 gpm at 30 psi, 0.80 gpm at 40 psi; Narrow 0.35 gpm at 30 psi, 0.40 gpm at 40 psi	Wide Spray up to 11 ft. wide; Narrow Spray up to 5 ft. wide	Digital Spreader Speed & Spray Pressure Control	1-Year Limited <sup>1</sup>



Product	Power	Working Width	Fuel Capacity	Transmission	Speed		Front Tires	Rear Tires	Number of Tines	Drive	Core Depth	Warranty <sup>2</sup>
<b>Z-AERATE 30-INCH</b>	15 HP <sup>2</sup> Kawasaki FS541	30"	5.0 Gallons	Hydro-Gear ZT3100	Up to 7.0 mph		13 x 5-6 Semi-Pneumatic	16 x 6.50-8	48 Coring Tines	#50 chain	0.5" to 5" Set with Electronic Depth Control	1-Year Limited <sup>1</sup>
<b>Z-AERATE 24-INCH</b>	14 HP <sup>2</sup> Kohler CH440 Command PRO	24"	1.85 Gallons		Up to 6.8 mph		11 x 4-5 Semi-Pneumatic	16.5 x 4-8	36 Coring Tines			






Product	Power	Working Width	Fuel Capacity	Speed		Clutch	Tires	Cutting Depth	Hopper Size	Warranty <sup>2</sup>
<b>Z-SEED</b>	9.5 HP <sup>2</sup> Kohler CH395 Command PRO	20"	1.6 Gallons	0-3.8 mph forward		Warner Mag-Stop	11 x 4-4	Adjustable up to 1" deep	40 lbs.	1-Year Limited <sup>1</sup>



Product	Power	Working Width	Fuel Capacity	Transmission	Speed		Tires	Broom Angle	Broom Diameter	Broom Wafers	Warranty <sup>2</sup>
<b>Z-SWEEP</b>	7 HP <sup>2</sup> Kohler CH270 Command PRO	36"	1.0 Gallon	Friction Disc	6 forward 2 reverse		16 x 4.5-8	20° left and 20° right	25"	Poly 10 ID x 25 OD. std. black (snow/hard surface), yellow wafer (grass), convoluted segment.	1-Year Limited <sup>1</sup>

### Z Turf Equipment

415 Industrial Row | Beatrice, NE 68310 | 402.223.6300 | [www.zturfequipment.com](http://www.zturfequipment.com)    

Products depicted in this literature are for demonstration purposes only. Actual products offered for sale may vary in use, design, required attachments and safety features. We reserve the right to improve our products and make changes in specifications, designs and standard equipment without notice and without incurring obligation. For additional product information including operation manuals, safety materials and warranty details, please visit [www.zturfequipment.com](http://www.zturfequipment.com) or see your dealer for complete details.

<sup>1</sup> For complete details, visit [zturfequipment.com](http://zturfequipment.com) or your local dealer.

<sup>2</sup> The gross horsepower of these gasoline engines was laboratory rated at 3600 rpm by the engine manufacturer in accordance with SAE J1940 or SAE J2723. As configured to meet safety, emission and operating requirements, the actual engine horsepower on these units may be significantly lower.

Many manufacturers use 100% efficiency ratings for sale purposes. Z Turf Equipment believes an 80% efficiency rating is more representative of actual conditions, as it allows for turns and overlapping. Formulas for calculating 1,000 Square Feet Per Hour Productivity: **100% efficiency:** MPH x Aerating width x 0.44 | **80% efficiency:** MPH x Aerating width x 0.352 Z Turf Equipment®, Z-Spray®, Z-Aerate® and Z-Seed® are registered trademarks, and Z-Sweep™ are trademarks of Exmark Mfg. Co., Inc. Kohler® and Command PRO® are registered trademarks of Kohler Co. Vanguard® is a registered trademark of Briggs and Stratton. Hydro-Gear® is a registered trademark of Hydro-Gear. Parker® is a registered mark of Parker Hannifin Corp. DirectoValve® is a registered trademark of TeeJet® Technologies.

© 2023 Exmark Manufacturing Company, Inc. All rights reserved. Printed in the U.S.A. 2023.

146-1230-CA

