



**BUILT
FOR
THIS.**



YOU AND EXMARK MOWERS

Like you, we're up before the sun, regardless of the conditions. Hot, humid, nasty...
Most people couldn't finish this day. Many wouldn't even start.

But none of that matters to you. There's work to do.

Like you, your Exmark is built to not just perform, but thrive when others
are throwing in the towel. Your signature is the professional finish your Exmark
leaves on the lawns you maintain. You're a team on a mission to deliver what
your customers want... what they expect.

So, bring on those summer showers and humidity that hangs like a blanket. Push through
the choking dust and swarms of mosquitoes. Dominate the acres of turf in front of you.
Bermuda, bluegrass, centipede, fescue or zoysia... it doesn't matter.

There's no stopping you... or your Exmark mower.

Let's finish the job, close the deal, and beat
the sunset like we always do. Because
you're cut from the same metal as that red
mower in your rear-view mirror, you aren't
just good at this.

Like Exmark mowers...
you were built for this.



exmark.com/built-for-this



BUILT FOR THIS.

BUILT FOR...

Solutions

Reduce labor needs with larger, more productive mowers

Performance

The power and speed pros need to finish jobs fast

Durability

Ready to run hard all day, every day

Commitment

Exhaustively tested both in the lab and in the field

Profitability

Engineered to deliver the lowest overall cost of ownership

Long Days

Enhanced comfort features keep operators up and running

Clean Cuts

Everyone wants the Exmark signature quality of cut

Backyard

Finish work faster and get back to doing what you love

Future

Committed to innovations today, tomorrow and into the future

...Everyone



BUILT FOR 2022

The all-new **Vertex®** stand-on zero-turn mower delivers increased maneuverability, ergonomics, and quality of cut for landscape pros. Built to tackle tough residential and commercial mowing jobs, the new **31 HP Radius® X-Series** zero-turn rider is our most powerful Radius model. Designed to reduce oil change-related downtime and cost, the **Lazer Z® X-Series with Oil Guard™ System** extends oil change intervals to 500 hours. Capable of mowing up to 11.5 acres per hour, the new **144-inch Lazer Z Diesel** zero-turn rider is Exmark's most powerful, productive mower ever.



**PRODUCTIVITY.
COMMERCIAL DURABILITY.
EASE OF USE.**

FEATURES

5-inch Deep Cast Aluminum Cutting Deck
2-in-1: Bag and Mulch

Commercial-Grade Engines
Honda® or Kawasaki®

Patented Front Height Adjustment System
Eliminates need for pivot-style adjusters

Infinite Speed Control
Multi-zone transmission provides infinite speed control from zero to 4.2 mph

Multiple Blade Options
The option of five blade choices gives you the flexibility to customize for your unique cutting conditions.



COMMERCIAL 21

Known for getting the job done faster, and better, Exmark's commercial-grade 21-inch walk-behind mowers deliver an unmatched quality of cut—and years of worry-free service—that have become the industry benchmarks. Recent design features like the patented front height adjustment system and single-point rear height adjust provide even more versatility when mowing.



EASE OF USE

The Commercial 21 has simple, straightforward controls and a lightweight, durable cast aluminum cutting deck, which reduces weight and eases maneuverability.



THE EXMARK® SIGNATURE CUT

The true test of a mower is the cut quality it delivers. The Commercial 21 is engineered to consistently deliver an unmatched quality of cut, whether mulching or bagging. A variety of optional blades let you further optimize performance for your specific cutting conditions.

TOP ACCESSORIES

Coated Bail Drive
Deck Wear Kit
Door Handle Kit
Engine Guard
Mulch Plug

Accessories may not fit each mower model. Please visit exmark.com or check with your dealer on accessory fit-up for each model.



**UNMATCHED PERFORMANCE.
MANEUVERABILITY.
COMMERCIAL DURABILITY.**

FEATURES

4.6-inch Deep Cutting Deck

3-in-1: Bag, Mulch or Side-Discharge

Commercial-Grade Engines


Kawasaki or Kohler®

Blade Brake Clutch (BBC)

Allows the blade to be engaged and disengaged without stopping the engine

Patented Front Height Adjustment System

Eliminates the need for pivot-style adjusters



COMMERCIAL 30

If you're looking for even more productivity, but still require the maneuverability and cost effectiveness of a smaller walk-behind, step up to Exmark's Commercial 30. As the lightest weight machine in it's class this machine is agile enough to tackle any property. These Commercial 30 mowers deliver up to a 40% increase in cutting efficiency compared to a standard 21-inch mower—so you can cut more grass in less time.



PRODUCTIVITY

Commercial 30 delivers the productivity of a larger walk-behind mower, with the versatility and maneuverability of a smaller machine. The 30-inch width of cut allows operators to cut 40 percent more with each pass than a 21-inch walk-behind mower.



COMMERCIAL DURABILITY

For increased durability in commercial use, the Commercial 30 comes standard with heavy-duty side braces, an engine guard, a metal side-discharge cover and a 1-inch diameter front bumper.

TOP ACCESSORIES

Micro-Mulch System

Accessories may not fit each mower model. Please visit exmark.com or check with your dealer on accessory fit-up for each model.



**QUALITY OF CUT.
LONG-LASTING PERFORMANCE.
ENHANCED CONTROL SYSTEM.**

FEATURES

UltraCut™ Series 3 or 4 Deck

Side Discharge: 36 | 48 | 52 | 60

Commercial-Grade Engines

Kohler or Kawasaki

Patented Enhanced Control System

Natural, ergonomic hand position helps reduce operator fatigue

Patented Belt Covers

Can be removed without tools for easy debris removal and quick belt access



TURF TRACER®

The Turf Tracer is Exmark's premium wide-area, walk-behind mower, combining the productivity of larger cutting decks and hydro-drive components with the unmatched quality of a full-floating deck. They are engineered for speed, efficiency and durability, and always deliver a quality of cut that is second to none.



LONG-LASTING PERFORMANCE
These hydro-drive models provide more control, instant response, and precise speed regulation with full-reverse and zero-turn maneuverability for unmatched productivity and durability.



CONVENIENT DECK LATCH
Changing the height of cut has been made easy with the added deck latch. Rather than holding the deck while changing the height of cut, the deck will now lock into place making it easier on operators. (Not available on 36-inch decks.)

TOP ACCESSORIES

- 3-Bushel Bagger
- Anti-Scalp Roller Kit
- Equipment Cover
- Micro-Mulch System
- Operator Controlled Discharge
- StandOn
- Turf Striping Kit

Accessories may not fit each mower model. Please visit exmark.com or check with your dealer on accessory fit-up for each model.



**COMPACT.
EASE OF SERVICE.
COMMERCIAL PERFORMANCE.**

FEATURES

- UltraCut Series 3 Deck**
Side Discharge: 32 | 36
- Commercial-Grade Engine**
Kawasaki
- Operator Comfort**
Patented contoured operator support pad
- Serviceability and Accessibility**
Flip-up front cover and a rear panel that lifts and locks into place

1.96
Acres/Hour¹
on 36" Unit

up to
7.5
MPH

5
Gallons

2 Year
Limited Warranty²

1-4
Acre Property

Light Heavy
USAGE



STARIS® E-SERIES

The compact Exmark Staris stand-on zero-turn mower is an extraordinary blend of productivity and value. The stable, low-profile design and intuitive controls make Staris easy to operate, while the heavy-duty tubular steel frame and formed, welded UltraCut Series 3 cutting decks ensure maximum long-term durability.



SINGLE-POINT HEIGHT-OF-CUT
Operators can quickly and accurately change the cut height by simply adjusting the pin and raising or lowering the deck.



COMPACT DESIGN
The compact size of Staris reduces trailer and storage space; and gives you the ability to access more yards, more quickly, while providing exceptional maneuverability on tough terrain.

TOP ACCESSORIES

- 3-Bushel Bagger
- 12-Volt Power Port
- Equipment Cover
- LED Light Kit
- Micro-Mulch System
- Operator Control Discharge (Hand)
- Trash Container
- Strobe Light Kit

Accessories may not fit each mower model. Please visit exmark.com or check with your dealer on accessory fit-up for each model.



**DURABLE.
SIGNATURE QUALITY OF CUT.
COMMERCIAL PERFORMANCE.**

FEATURES

UltraCut Series 4 Deck
Side Discharge: 48 | 52 | 60

Commercial-Grade Engine
Kawasaki or Kohler

Operator Comfort
Full-length operator pad

Serviceability and Accessibility
Patent pending removable, tool-less operator pad for easy removal

4.11
Acres/Hour¹
on 60" Unit

up to
8.5
MPH

8
Gallons

4 Year
Limited Warranty²

1-4+
Acre Property

Light Heavy
USAGE



VERTEX[®] S-SERIES

All new for 2022, the Vertex represents the next generation of stand-on zero-turn mower performance. Every detail was considered, researched, and designed to deliver the durability, quality of cut and ease of use landscape professionals expect from Exmark. With UltraCut Series 4 cutting decks in up to 60-inch cut widths, Vertex has the power and productivity to make quick work of tough jobs.



DESIGN SIMPLICITY

Operating a Vertex mower is easy, thanks to the simple, ergonomic design. Key, choke, throttle, height of cut adjustment... they're all right there. Hop on, and you're ready to go.



QUALITY OF CUT

Vertex S-Series stand-ons are built to consistently deliver the legendary quality of cut all Exmark mowers are famous for.

TOP ACCESSORIES

- 3-Bushel Bagger
- Equipment Cover
- LED Light Kit
- Micro-Mulch System
- Operator Control Discharge (Hand)
- Operator Control Discharge (Foot)
- Trash Container
- Turf Striping Kit

Accessories may not fit each mower model. Please visit exmark.com or check with your dealer on accessory fit-up for each model.



PREMIUM RESIDENTIAL RIDER. PROFESSIONAL-GRADE CUT QUALITY. SUPERIOR COMFORT AND VALUE.

FEATURES

Series 2 Deck

Side Discharge: 42 | 50 | 54

Engine

Kohler or Exmark

Superior Comfort


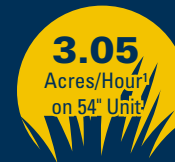
Ergonomic seat system

Foot-Lift Assist

Standard on 50"/54" to help ease lifting and lowering the cutting deck

Single-Point Height Adjust

Easily to vary the Quest's cutting deck



QUEST®

No matter the job, it's always about using the right tools to do it right. So, if you're looking for professional-grade cut quality and performance in a premium residential zero-turn rider, look no further than Exmark's Quest mower lineup. Once in the seat, you'll experience more commercial-grade features, comfort and durability, for less.



COMMERCIAL-GRADE FEATURES

Exmark's Quest is a premium entry-level zero-turn mower. The proven commercial features have been adapted for consumer use including the tires and fabricated deck.



LESS TIME MOWING

Quest mowers offer the value you need as a homeowner. Primarily used for your own property, you need the power, performance, comfort and fuel efficiency of a commercial mower.

TOP ACCESSORIES

- 2-Bag Collection System
- Assist Bar
- Engine Maintenance Kit
- Equipment Cover
- LED Light Kit
- Micro-Mulch System
- ROPS Kit
- Turf Striping Kit

Accessories may not fit each mower model. Please visit exmark.com or check with your dealer on accessory fit-up for each model.



**LOW MAINTENANCE.
COMMERCIAL DURABILITY.
SIMPLE OPERATION.**

FEATURES

UltraCut Deck

Side Discharge: 48 | 52 | 60

Rear Discharge: 60

Commercial-Grade Engines

Kawasaki or Exmark

Easy to Service


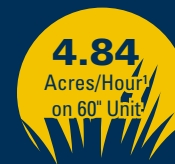
Toolless removable floor pan and belt shields

Full-Suspension Seating System

S- & X-Series

Standard Integrated Tow Hitch

Allows for quick attachment of light implements and carts with an 80-pound capacity



RADIUS

The Radius delivers the commercial durability, reliability and operator comfort our customers expect from an Exmark zero-turn rider. These mowers provide landscape professionals with Exmark's signature cut quality, reduced-maintenance and increased productivity. In a stylish, value-oriented package, the Radius achieves a lower total cost of ownership than other machines.



EASY TO SERVICE WITH

Operators can easily access the top side of the cutting deck, belts and spindles with the toolless, removable floor pan and belt shields. The welded jack receiver also allows quick access to the underside of the deck when combined with the optional jack.



COMMERCIAL-GRADE ENGINES

All Radius models come with commercial-grade engines. S- and X-Series models feature heavy-duty, canister-style air filtration systems for extended filter and engine life.

TOP ACCESSORIES

- Engine Maintenance Kit
- LED Light Kit
- Micro-Mulch System
- Operator Controlled Discharge
- Sun Shade
- Trash Container
- Turf Striping Kit
- UltraVac Collection Systems

Accessories may not fit each mower model. Please visit exmark.com or check with your dealer on accessory fit-up for each model.



**UNMATCHED PERFORMANCE.
LEGENDARY DURABILITY.
MAXIMUM COMFORT & PRODUCTIVITY.**

FEATURES

UltraCut Deck Technology

Side Discharge: 48 | 52 | 60 | 72

Rear Discharge: 60 | 72 | 96

Commercial-Grade Engines


Kohler, Kawasaki or Vanguard®

Unibody Frame

Fully welded tubular frame design places major components like the engine, hydro-drive and fuel tank lower for better mass centralization

Hydro-Drive System

Eliminated hoses and added tougher bearings, an improved cooling system and increased oil capacity.



LAZER Z

For over 25 years, Exmark's Lazer Z has been considered the gold standard in commercial-grade, zero-turn excellence. Pro cutters and homeowners have aspired to experience their superior cut quality, productivity, durability and performance. Built for easier maintenance and longer life, our Lazer Z mowers are simpler, tougher and easier to operate.



THE SIGNATURE CUT

We've optimized the blade-tip speed of the UltraCut decks to perfect the distance and uniformity of clipping discharge. All the components in our deck work together to deliver the signature Exmark look, cut after cut. Job after job.



MAINTENANCE MADE EASY

Lazer Z mowers are engineered to have fewer things to inspect, lubricate, adjust and repair. With only four grease points and longer service intervals, thanks to the Oil Guard System (select models), your Lazer Z is always ready for the job.

TOP ACCESSORIES

- Air Ride Suspension Kit
- LED Light Kit
- Micro-Mulch System
- Operator Controlled Discharge
- Sun Shade
- TractusTire
- Trash Container
- Turf Striping Kit
- UltraVac Collection Systems

Accessories may not fit each mower model. Please visit exmark.com or check with your dealer on accessory fit-up for each model.

BUILT FOR THE LAZER Z

OIL GUARD SYSTEM

With extended oil change intervals of 500 hours, the Lazer Z X-Series with Oil Guard minimizes downtime and saves up to 60-percent on oil maintenance costs. Oil Guard-equipped engines also run 20-30 degrees cooler, for increased oil stability and longer engine life. The unique design enables faster, easier oil changes without tools or funnels.

COST OF OWNERSHIP

Since initial cost is just a fraction of a mower's total cost over its lifetime, each Lazer Z model is engineered to minimize service and maintenance costs over time. From the fuel savings of the available EFI-equipped engines to the sealed, no-grease caster bearings and unitized hydro pump and wheel motors, each Lazer Z is designed to maximize uptime and reduce total cost of ownership.

TRACTUS™ AIRLESS DRIVE TIRE

Available for select Lazer Z models, Exmark exclusive Tractus airless drive tires eliminate flat tires and related downtime. With a similar ride quality to pneumatic tires, Tractus increases operator comfort, while the proven tread design offers superior traction and reduced marking on concrete.

96-INCH GAS-POWERED LAZER Z

Powered by a RED Technology-equipped Kohler Command PRO EFI air-cooled engine, the 96-inch Lazer Z X-Series features a durable UltraCut Flex Wing cutting deck. With a 48-inch center deck and two 24-inch floating wing decks, it makes quick work of the largest, toughest jobs, while delivering Exmark's signature cut quality. It provides the performance, productivity and durability today's landscape pros need.

LAZER Z SUSPENSION PLATFORM

At Exmark, we're using our expert knowledge in operator comfort and ergonomics to make Lazer Z mowers more comfortable to use. The suspended operator platform maximizes productivity through increased operator comfort. Adjustable coil-over hydraulic dampers significantly reduce the impact of bumps and vibration, and the system is easy to adjust for operator size and weight.

NEXT-GENERATION RED TECHNOLOGY

Next-generation RED Technology delivers increased machine efficiency, ease of use and long-term durability. This patented technology offers the ability to control mower power and efficiency with defined performance modes. Updated with a sealed key switch and PTO connections as well as a new, console-mounted LCD display screen, the screen provides an easy-to-use interface for enhanced monitoring of vital mower functions, machine health monitoring, and operating and property statistics reporting.



Oil Guard System



Cost of Ownership




Tractus



96-Inch Gas-Powered Lazer Z



Suspension Platform



RED

LAZER Z SEATING SYSTEM

At Exmark, we've taken comfort to a whole new level, becoming experts in the game-changing science of ergonomics. Our scientific methodology utilizes pressure mapping to analyze the fatigue factors of vertical and lateral motion, driving the development of mower comfort. We know that if operators are more comfortable, their businesses will be more profitable.





**PREMIUM DIESEL PERFORMANCE.
LEGENDARY DURABILITY.
MAXIMUM COMFORT & PRODUCTIVITY.**

FEATURES

UltraCut Deck Technology

Side Discharge: 60 | 72

Rear Discharge: 72 | 96 | 144

Commercial-Grade Engines


Yanmar®

Hydraulic Deck Lift

Provides for easy cutting height adjustment and quick transport

Reduced Maintenance

With an efficient and robust powertrain system, these machines have less maintenance and longer service intervals. The tool-less belt access and removable floor pan makes servicing easy



LAZER Z DIESEL

For a variety of reasons, the diesel-powered Lazer Z mowers may be the right choice for your cutting needs. They make quick work of the largest, toughest jobs and raise the bar for cut quality, operator comfort, fuel efficiency and ease of handling. Our large 144-inch flex wing deck is capable of mowing more than 11.5-acres per hour,¹ making it the most productive mower Exmark has ever built.



BUILT FOR LARGE PROPERTIES

The robust engine power and large deck sizes make these mowers Exmark's most productive diesel machines ever. They are a great solution for universities, municipalities, and other sizeable properties yet nimble enough to maneuver smaller landscapes.



ENHANCED OPERATOR COMFORT

Operator comfort is critical to productivity. That's why we've worked so hard to reduce noise and vibration, and placed the operator seat in full suspension on ISO mounts—so you can go for hours.

TOP ACCESSORIES

- LED Light Kit
- Micro-Mulch System
- Operator Controlled Discharge
- Sun Shade
- Trash Container
- Turf Striping Kit
- UltraVac Collection Systems

Accessories may not fit each mower model. Please visit exmark.com or check with your dealer on accessory fit-up for each model.



**SIGNATURE CUT QUALITY.
VACUUMING PERFECTION.
RESPONSIVENESS AND CONTROL.**

FEATURES

Full-Floating Fabricated Deck

Rear Discharge: 42 | 48

Commercial-Grade Engines

Kohler

Easy to Service

Gas tank swings open for engine accessibility while drive belts are easily removed and installed without tools

Airflow flexibility

The deck collection chute is a full six inches in diameter that combined with a large diameter blower, generates more airflow for better vacuuming and debris collection



NAVIGATOR

The Navigator, Exmark's signature fine-cut machine, has a patented fill reduction and large diameter blower allowing the operator to vacuum a perfectly mowed lawn in record time. The fill reduction system allows operators to quickly switch from dedicated bagging mode where they are collecting 100 percent of the clippings, to a fill-reduction mode where they are collecting half of the clippings while mulching the other half of the clippings. The center discharge deck is designed for two-sided trimming to more accurately control discharge, keeping flowerbeds and walkways free of clippings.



OPERATOR COMFORT

The effortless "Feather Touch" steering controls, combined with a bolstered high-back seat, foam padded cushion and rubber seat isolators, add up to a comfortable ride that reduces operator fatigue—for all-day operation.



DECK LATCH

Changing the height of cut has been made easy with the added deck latch. Rather than holding the deck while changing the height of cut, the deck will now lock into place making it easier on operators.

TOP ACCESSORIES

- Automatic Door Opener Kit
- Dump Tubs
- LED Light Kit
- Micro-Mulch System
- Narrow Drive Tire Kit
- Powered Dump

Accessories may not fit each mower model. Please visit exmark.com or check with your dealer on accessory fit-up for each model.

BUILT FOR A SIGNATURE CUT

When it comes to durability, Exmark's UltraCut decks are among the strongest in the industry and set the standard for productivity and quality of cut. These UltraCut mowing systems are the ultimate in a floating deck for efficiency, quality of cut and rugged durability. Regardless of which one you choose, your mower will deliver the cut quality, durability and longevity you expect from Exmark.



SERIES 2
Featured on our Quest lineup, the Series 2 decks are fabricated and welded. Optimized for residential applications providing a professional quality of cut.

ULTRACUT™ SERIES 3
These full-floating decks precisely follow ground contours to deliver a more consistent height of cut and reduced scalping. They feature robust, yet flexible, discharge chutes, designed to reduce the possibility of impact damage from trees, rocks and other obstacles.

ULTRACUT™ SERIES 4
With a deeper design, these decks are formed and welded to provide superior strength and durability. These decks feature sealed, maintenance-free spindle assemblies and patented spherical bearing design on the idler arm pivots to eliminate maintenance and reduce downtime.

ULTRACUT™ SERIES 6
All the features from the Series 4 deck are standard plus an enhanced cutter housing. The Series 6 deck cutter housing features a more robust spindle and bearings. All components in these decks work together to deliver the quality of cut you expect from an Exmark mower.

ULTRACUT™ REAR DISCHARGE
The Rear Discharge deck has counter-rotating blades for enhanced clipping dispersion with the ability to trim on both sides of the deck. Deck comes standard with black side bumpers. Optional white bumpers available which are perfect for not leaving marks.

ULTRACUT REAR DISCHARGE WITH FLEX WINGS
Our flex wing decks are the ultimate mowing systems for productivity with 96- or 144-inch widths available. Capable of articulating up to 20-degrees up and 15-degrees down to precisely follow ground contour, the wing decks fold hydraulically to minimize trailing space. All UltraCut Flex Wing cutting decks are engineered to not just be more productive, but also deliver the durability and signature cut quality Exmark owners expect.

DECK	Used On	Deck Depth	Cutter Housing	Spindle Shaft	Bearings		Bag	Mulch	Discharge Direction	Discharge Chute	Belt Covers
SERIES 2	Quest	4.0"	5.50"	17mm	Sealed, Maintenance-Free		Yes	Yes	Side	Composite	High-Strength Polymer Belt Covers
ULTRACUT SERIES 3	Turf Tracer S-Series Radius E- & S-Series	5.0"	7.30"							Flexible	High-Strength Patented Polymer Belt Covers
	ULTRACUT SERIES 4		Staris E-Series	25mm							
ULTRACUT SERIES 4		Turf Tracer X-Series Vertex S-Series Radius X-Series Lazer Z E- & S-Series Lazer Z Diesel	5.5"								
ULTRACUT SERIES 6	Lazer Z X-Series										
ULTRACUT REAR DISCHARGE	Radius S-Series Lazer Z S-Series Lazer Z Diesel	5.5"	7.75"	25mm	Sealed, Maintenance-Free Dual, Double-Row		No	Yes	Rear	n/a	High-Strength Patented Polymer Belt Covers
ULTRACUT REAR DISCHARGE W/ FLEX WINGS	Lazer Z X-Series Lazer Z Diesel									Metal	

BUILT FOR COLLECTING

When it comes to collection systems, there's no 'one size fits all' solution. That's why we engineer our collection systems for the specific needs of your Exmark mower. Whether you need a non-powered bagger for residential use, or a commercial-grade UltraVac powered collection system to power through the toughest lawn clean up, Exmark has you covered.

2-BAG COLLECTION SYSTEM NON-POWERED

- Fits: Quest
- Larger-diameter, smooth-bore discharge tubes
 - Sturdy, large-capacity collection bags
 - Durable, injection-molded hood
 - Quick-attach deck boot
 - Streamlined design for better trimming
 - Low profile to get under obstacles easier

2-BAG COLLECTION SYSTEM POWERED

- Fits: Radius
- Cloth mesh bags with reinforced bottoms.
 - Full 8.0-bushel commercial capacity
 - 5-blade steel impellers with sealed non-greaseable bearings

ULTRAVAC 2- OR 3-BAG COMMERCIAL-GRADE POWERED COLLECTION SYSTEM

- Fits: Lazer Z and Radius (2-bag only)
- Switch between bag discharge and side discharge with quick-attach
 - Less clogging with larger-diameter tubes
 - Compact design minimizes trailer space for easy maneuverability
 - Dust reduction with sealed hoods
 - Two or three UltraVac discharge units (8 or 12 bushels)

ULTRAVAC QUICK DUMP SYSTEM COMMERCIAL-GRADE POWERED COLLECTION SYSTEM

- Fits: Lazer Z (excludes Diesel)
- Discharges grass quickly with one simple motion of the release lever
 - Features a commercial-grade steel and polyethylene hopper with rear-discharge door (7 bushels or 11 bushels)

3-BUSHEL BAGGER

- Fits: Large walk-behinds, stand-ons and most riders
- Lightweight, easy to attach



96-inch Gas-Powered Lazer Z



UltraVac 2- or 3-Bag



UltraVac Quick Dump System



3-Bushel Bagger



Radius 2-Bag Collection System - Powered



Quest 2-Bag Collection System - Non-Powered

THE ONLY PARTS WORTHY OF BEARING OUR NAME.



PERFORMANCE PRODUCTS
Each specially formulated to maximize the performance and life of our hard-working engines.



GO ORIGINAL
Only Exmark has the expertise and know-how to provide the right parts specifically designed for your machine.

BUILT FOR PERFORMANCE



Product	Engine	Deck Size	Deck	Fuel Capacity	Transmission		Ground Speed	Acres Per Hour¹	Cutting Height	Blade Engagement	Front Casters	Drive Tires	Bag Capacity	Warranty²
COMMERCIAL 21 S-SERIES	Kawasaki FJ180V	21"	2-in-1: Bag and Mulch Single Blade	2 Quarts	Variable Speed		Up to 4.2 mph	.71	1.0" to 4.5" Single-Point, Rear Height Adjust Patented Front Height Adjust System	Zone	n/a	9 x 2.25	2.5-Bushels	1-Year Limited²
COMMERCIAL 21 X-SERIES	Honda GXV160			1 Gallon						Zone Start or BBC				
	Kawasaki FJ180V KAI						Up to 3.8 mph	.92	1.5" to 5.0" Single-Point, Rear Height Adjust Patented Front Height Adjust System			BBC		
COMMERCIAL 30 X-SERIES	Kawasaki FJ180V KAI	30"	3-in-1: Bag, Mulch, Side-Discharge Two Blades	Kohler CV200 Command PRO®										
TURF TRACER S-SERIES		14.5 HP³ Kawasaki FS481V V-Twin	UltraCut™ Series 3	5.0 Gallons	Hydraulic Pump and Wheel Motor		Up to 6.2 mph	1.8	1.5" to 4.5" 0.5" increments	Electromagnetic Clutch	9 x 3.5–4 Semi-Pneumatic	16 x 6.5–8	Optional 3-Bushel Bagger	2-Year Limited²
	18.5 HP³ Kawasaki FS600V V-Twin	48"						2.40				16 x 7.5–8		
		52"						2.60						
TURF TRACER X-SERIES	21 HP³ Kohler ECV650 Command PRO® EFI	52"	UltraCut Series 4				Up to 6.75 mph	2.83			11 x 4.0–5 Semi-Pneumatic	18 x 8.5–8		
		60"						3.27						
STARIS E-SERIES	18.5 HP³ Kawasaki FS600V V-Twin	32"	UltraCut Series 3	5.0 Gallons	Hydraulic Pump and Wheel Motor		Up to 7.5 mph	1.94	1.0" to 4.5" in 0.25" increments	Electromagnetic Clutch	9 x 4.50–5 Semi-Pneumatic	21 x 7.0–10		4-Year or 750 Hours, Limited No Hour Limit First Two Years²
		36"						2.18				21 x 8.5–10		
VERTEX S-SERIES	23.5 HP³ Kawasaki FX730V V-Twin	48"	UltraCut Series 4	8.0 Gallons	Hydraulic Pump and Wheel Motor	Up to 8.5 mph	3.29	1.5" to 5.0" in 0.25" increments	13 x 5.0-6 Semi-Pneumatic		20 x 10–8	Optional 3-Bushel Bagger	4-Year or 1,250 Hours, Limited No Hour Limit First Two Years²	
		52"					3.56							
		60"					4.11							
	25 HP³ Kohler ECV740 Command PRO® EFI	52"					3.56							
		60"					4.11							

BUILT FOR PERFORMANCE



BUILT FOR PERFORMANCE

Product	Engine	Deck Size	Deck	Fuel Capacity	Transmission		Ground Speed	Acres per Hour¹	Cutting Height	Seat	Front Casters	Drive Tires	Non-Powered	Powered	UltraVac 2-Bag	UltraVac 3-Bag	Ultra Vac QDS	Warranty²		
QUEST E-SERIES	22 HP³ Kohler 7000 Series® KT725	42"	Series 2 Fabricated	3.0 Gallons	ZT-2100		Up to 7.0 mph	2.37	1.5" to 4.5" 0.5" increments	Foam-Padded High Back, <i>Optional Armrests</i>	11 x 4.0–5 Smooth Pneumatic	18 x 7.5–8	•					30-Day Commercial, Limited 3-Year Consumer, Limited²		
		50"			2.82			11 x 6.0–5 Smooth Pneumatic			18 x 9.5–8	•								
QUEST S-SERIES	24.5 HP³ Exmark 708 V-Twin	54"			ZT-2200			3.05		Two-Toned, Foam-Padded High Back, with Armrests	13 x 6.5–6 Smooth Pneumatic	20 x 10–10	•							
	24 HP³ Kohler 7000 Series KT735																			
RADIUS E-SERIES	24.5 HP³ Exmark 708 V-Twin	48"	UltraCut Series 3	7.0 Gallons	ZT-2800		Up to 8.0 mph	3.10	1.5" to 5.0" 0.25" increments	18" Commercial High Back	13 x 6.5–6 Pneumatic	22 x 9.5–12		•	•			4-Year or 500 Hours, Limited²		
		52"			3.35								•	•						
		60"			3.87								•	•			4-Year or 750 Hours, Limited²			
RADIUS S-SERIES	20.5 HP³ Kawasaki FX651V V-Twin	48"		ZT-3100		Up to 9.0 mph	3.48	20" Premium Full Adjustable Seat Suspension	13 x 6.5–6 Pneumatic	23 x 9.5–12		•	•							
	22 HP³ Kawasaki FX691V V-Twin	52"					3.77					•	•							
	23.5 HP³ Kawasaki FX730V V-Twin	60"					4.35				23 x 10.5–12		•	•						
60"	UltraCut Rear Discharge		•	•																
RADIUS X-SERIES	31 HP³ Kawasaki FX921V V-Twin	60"	UltraCut™ Series 4		ZT-3400		Up to 10.0 mph	4.83				24 x 12–12		•	•			4-Year or 1,000 Hours, Limited²		
LAZER Z E-SERIES	20.5 HP³ Kawasaki FX651V V-Twin	48"	UltraCut™ Series 4	8.0 Gallons	12cc		Up to 8.0 mph	3.10	1.0" to 5.5" in 0.25" increments	Deluxe Adjustable Suspension	13 x 5.0–6 Semi-Pneumatic	23 x 9.5–12			•	•	•	5-Year or 1,250 Hours, Limited No Hour Limit First Two Years²		
	24.5 HP³ Kawasaki FX751V V-Twin	52"						3.35							•	•	•			
	25 HP³ Kohler CV742 Command PRO 25.5 HP³ Kawasaki FX801V V-Twin 26 HP³ Vanguard V-Twin	60"					Up to 10.0 mph	4.84			13 x 6.5–6 Semi-Pneumatic 13 x 6.5–6 Pneumatic (A3 Models)	24 x 12–12			•	•	•			
	25.5 HP³ Kawasaki FX801V V-Twin	72"						5.80							•	•	•			
LAZER Z S-SERIES	25.5 HP³ Kawasaki FX801V V-Twin	52"	UltraCut Rear Discharge Deck				Up to 10.0 mph	4.19			13 x 5.0–6 Semi-Pneumatic	23 x 9.5–12			•	•	•	5-Year or 1,500 Hours, Limited No Hour Limit First Two Years²		
	26.5 HP³ Kohler ECV749 Command PRO EFI	60"						4.84							•	•	•			
	26.5 HP³ Kohler ECV749 Command PRO EFI	72"						5.80							•	•	•			
	25.5 HP³ Kawasaki FX801V V-Twin	60"						4.84							•	•	•			
		72"					5.80								•	•	•			
LAZER Z X-SERIES	25.5 HP³ Kawasaki FX801V V-Twin 31 HP³ Kawasaki FX921V V-Twin 37 HP³ Vanguard Big Block™ V-Twin EFI with Oil Guard™ System 38 HP³ Kohler ECV980 Command PRO EFI with RED Technology	60"	UltraCut Series 6	12.0 Gallons	16cc		Up to 11.5 mph	5.56	1.0" to 5.5" in 0.25" increments	Deluxe Adjustable Suspension with Seat Isolation System	13 x 6.5–6 Semi-Pneumatic	24 x 12–12			•	•	•	5-Year or 1,500 Hours, Limited No Hour Limit First Two Years²		
	31 HP³ Kawasaki FX921V V-Twin 37 HP³ Vanguard® Big Block V-Twin EFI with Oil Guard System 38 HP³ Kohler ECV980 Command PRO EFI with RED Technology	72"						6.68							•	•	•			
	38 HP³ Kohler ECV980 Command PRO EFI with RED Technology	96"	UltraCut Rear Discharge w/ FlexWings				Up to 10.5 mph	8.13												
LAZER Z DIESEL	25 HP⁴ Yanmar® 3TNV80FT 1.3-Liter Turbo with RED Technology	60"	UltraCut Series 4		Kanzaki KPS-18T		Up to 11.0 mph	5.32				15 x 6.0–6 Semi-Pneumatic	26 x 12–12			•	•	5-Year or 1,500 Hours, Limited No Hour Limit First Two Years²		
		72"						6.39								•	•			
		72"	UltraCut Rear Discharge Deck																	
	37 HP⁴ Yanmar 3TNV88C 1.6-Liter Common Rail with RED Technology	96"	UltraCut Rear Discharge w/ FlexWings				Up to 12.5 mph	9.68												
NAVIGATOR	23 HP³ Kohler CH730 Command PRO EFI	42"	Full-Floating Fabricated	7.5 Gallons	12cc		Up to 7.0 mph	2.37	1.0" to 4.0" in 0.25" increments	Commercial High Back	8 x 3.0-4 Semi-Pneumatic	18 x 10.5–10						2-Year Limited²		
	25 HP³ Kohler CH740 Command PRO	48"						2.71												

EXMARK MFG. CO., INC.

415 Industrial Row | Beatrice, NE 68310 | 402.223.6300 | www.exmark.com



¹ Many manufacturers use 100% efficiency ratings for sale purposes. Exmark believes an 80% efficiency rating is more representative of actual mowing conditions, as it allows for turns and overlapping. Formulas for calculating acres per hour: **100% efficiency:** MPH x width of cut ÷ 99 = acres per hour | **80% efficiency:** MPH x width of cut ÷ 124 = acres per hour

² For complete details, visit www.exmark.com or your local dealer.

³The gross horsepower of these gasoline engines was laboratory rated at 3600 rpm by the engine manufacturer in accordance with SAE J1940 or SAE J2723. As configured to meet safety, emission and operating requirements, the actual engine horsepower on these mowers may be significantly lower.

⁴The gross horsepower of the 3TNV80FT was laboratory rated at 2600 rpm; the 3TNV88C was laboratory rated at 3000 rpm by the engine manufacturer in accordance with SAE J1995. As configured to meet safety, emission and operating requirements, the actual engine horsepower on these mowers may be significantly lower.

Products depicted in this literature are for demonstration purposes only. Actual products offered for sale may vary in use, design, required attachments and safety features. We reserve the right to improve our products and make changes in specifications, designs and standard equipment without notice and without incurring obligation. For additional product information including operation manuals, safety materials and warranty details, please visit www.exmark.com or see your dealer for complete details.

Exmark®, Lazer Z®, Metro®, Navigator®, Quest®, Radius®, Staris®, TurfTracer® and Viking® are registered trademarks. Built For This, UltraVac™ and UltraCut™ are trademarks of Exmark Mfg. Co., Inc. Kohler® and Command PRO® are registered trademarks of Kohler Co. Kawasaki® is a registered trademark of Kawasaki Motors Corp. Vanguard® is a registered trademark of Briggs and Stratton. Oil Guard System™ is a trademark of Briggs and Stratton. Hydro-Gear® is a registered trademark of Hydro-Gear.

© 2022 Exmark Manufacturing Company, Inc. All rights reserved. Printed in the U.S.A. 2022.

142-9176

